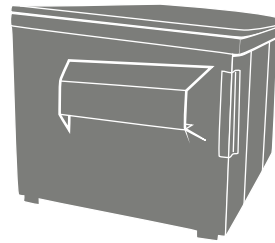

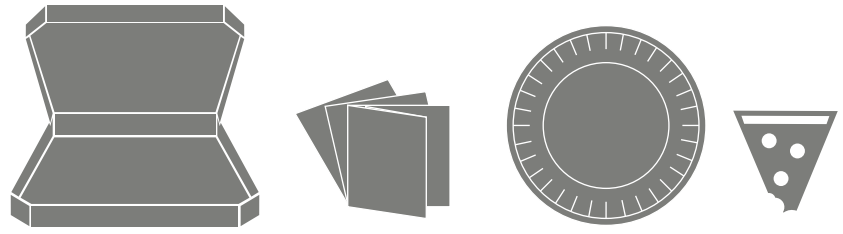


THE PIZZA BOX COMPOSTING PROCESS



STEP 1:

Pizza boxes, napkins, paper plates, crust and left-over slices are put into a special pizza box composting dumpster on campus.




STEP 2:


The compostables and food waste are picked up by NC State's Waste Reduction & Recycling crew and transported to Brooks Contractor Compost Facility (owned by NC State Alumna, Amy Brooks).

STEPS 3 - 6:


- 3** The compostables and food waste are mixed with other materials, including leaves and woodchips to begin the composting process.
- 4** The mixed material is used to create a long windrow, or pile of organic matter that is turned at least once a week. At this point it begins to break down and slowly turns into soil with the help of microbes.
- 5** The material is then sent to a curing pile to stabilize & finish where it sits for at least 4 months.
- 6** The finished product is full of nutrients and can be used for planting more plants, flowers and trees!




Day 1



1-2 Months



2-6 Months



6+ Months